

Banner Instructions

You and your child will make a First Communion Banner at the Parent/Child retreat on Saturday, March 21.

**Before the retreat,
please help your child plan the layout of the banner.
Bring a mock-up to the retreat.**

What is a First Communion Banner?

The banner is a special way for your child to commemorate their First Communion. It will be hung in the Narthex hall leading into the Church. It will be a sign to the Parish Community that your child has taken a step of initiation into the Catholic Church by preparing for and celebrating the Sacrament of Holy Eucharist. The banner is made out of cardstock and thick paper.

1. The banner will be the size of a regular sheet of paper (8½ x 11 inches). The back of the banner will be a heavy tan-colored card stock.
2. The banner will hang vertically, with the 8½-inch side on top.
3. The banner should include the child's first name, as well as symbol(s) of the Eucharist.
4. Attached to this packet, you will find some templates of Eucharistic symbols. You are free to use these or other appropriate symbols.
5. We will have basic supplies provided at the parent/child retreat. These materials will be: colored paper (the tan card-stock for the background of the banner and blue, purple, brown, black, green, and white thick paper), shape templates, glue, and markers. You are free to bring other decorative supplies to the retreat to use and/or share with others. Please no glitter, but glitter glue is OK. Do not bring or plan to use anything heavy on the banner, such as plastic flowers, grapes, or heavy three-dimensional items.

Before the Retreat



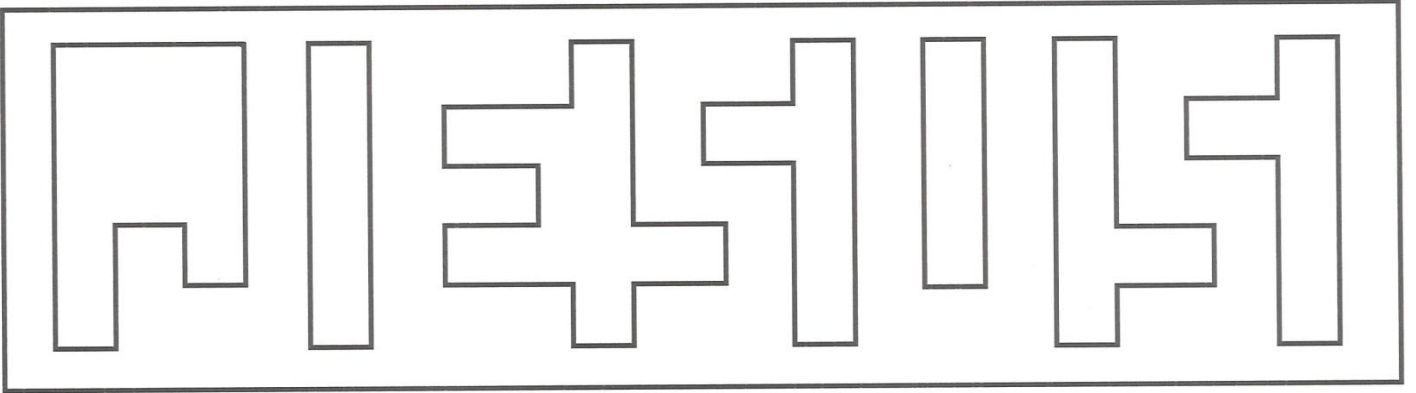
1. Please help your child prepare the layout for the banner before the retreat. Use a blank sheet of printer paper and create a mock-up of the banner, using the templates attached if you like. **Bring this mock-up to the retreat.**
2. Please make the planning time a special activity. You and your child can convey to our parishioners the joy of receiving Jesus in Holy Communion for the first time.


Templates and photocopies of sample banners are attached.



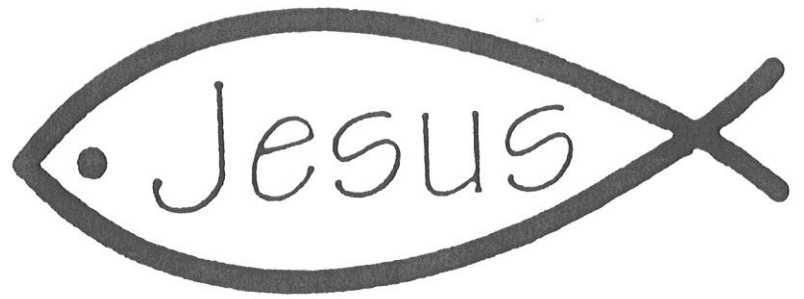
Templates






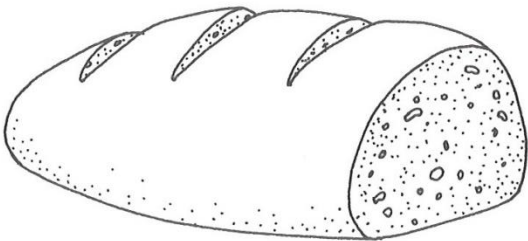














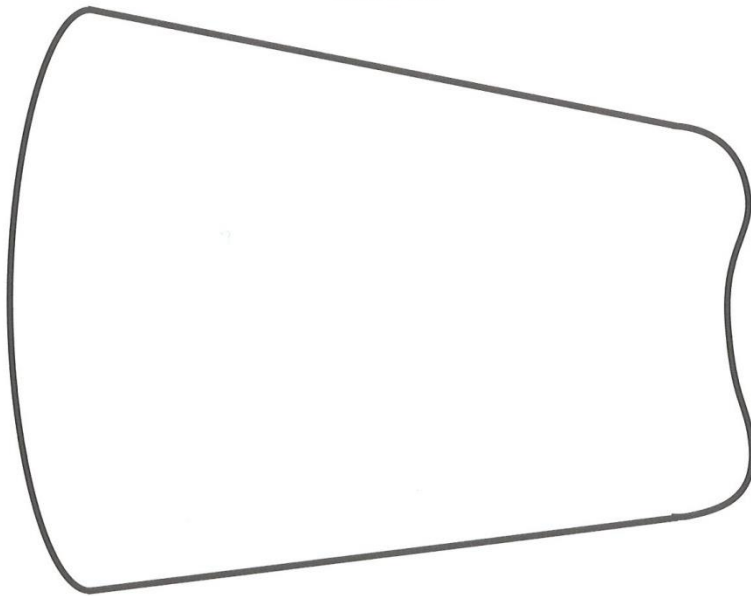





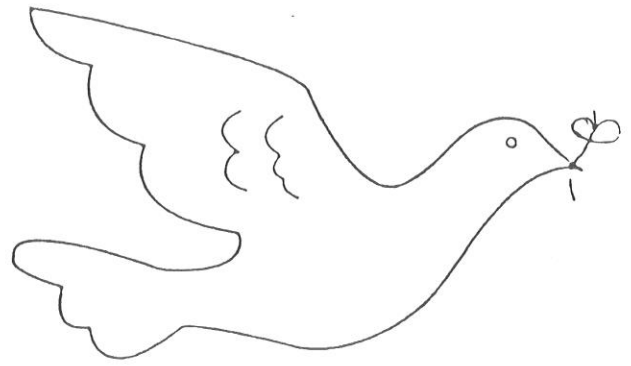



















Sample Banners





Will



5-5-12


DANIELLE



Benjamin



THOMAS



SACRAMENT Love Peace
JOY
COMMUNION
ETERNAL Faith Rejoice
al Life JOY
PRAY
JOYCE Peace
Remembrance
ray REJOICE Gro
SACRAMENT Eternal Life God
Communion
LOVE Joy Sac
Eternal Life Pray Peace
GOD Sacrament SEE
with Remembrance Forgiver
COMMUNION
Sacrament Seek
COMMUNION

KELLY



Philip



Joseph



Emily



STEFAN



Tatiana

